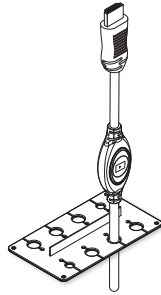


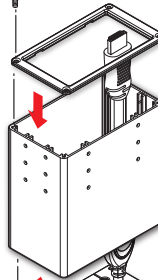
Cable Cubby SM Bracket Kit Installation Guide

The Cable Cubby SM Bracket Kit allows up to eight Show Me™ cables to mount in an EBP 1200C Module. See *EBP 1200C Installation Guide* for the enclosure installation and *Show Me Cable Series Setup Guide* for Show Me Cable setup.

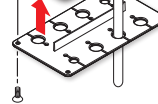
- 1** Insert Show Me Cables into the grommet plate.



- 2** Attach the Show Me Cable Trim Plate to the top of the module, using the provided module screws (4).



- 3** Attach the grommet plate to the bottom of the module, using the provided module screws (4).



Extron USA - West - Headquarters +800.633.9876 Inside USA/Canada Only +1.714.491.1500 +1.714.491.1517 FAX	Extron USA - East +800.633.9876 Inside USA/Canada Only +1.919.850.1000 +1.919.850.1001 FAX	Extron Europe 800.3987.6673 Inside Europe Only +31.33.453.4040 +31.33.453.4050 FAX	Extron Asia +65.6383.4400 +65.6383.4664 FAX Extron China +86.21.3760.1568 +86.21.3760.1566 FAX	Extron Japan +81.3.3511.7655 +81.3.3511.7656 FAX Extron Australia +61.8.8113.6800 +61.8.8351.2511 FAX	Extron Middle East +971.4.2991800 +971.4.2991880 FAX
--	---	---	---	--	---

© 2017 Extron® Electronics. All rights reserved. www.extron.com

68-3163-01 Rev. A
06 17