

Specifications

FF 120T

Audio/acoustic and electrical

Speaker type	1-way, full-range, in-ceiling speaker
Frequency range	68 Hz to 18 kHz, -10 dB, half space
Power capacity	16 W (rms) continuous pink noise 32 W (rms) continuous program
Nominal sensitivity	86 dB SPL, 1 watt, 1 m, half space
Nominal coverage angle	170° conical coverage
Nominal impedance	8 ohms per speaker
Driver	(1) 3" (76.2 mm) paper cone
Input connector	(1) 8 mm Euro-style captive screw terminal block, 7 pole
Tap settings	
70 V input	16 W, 8 W, 4 W, 2 W, 1 W, null (bypass 8 ohm direct connection)
100 V input	Null, 16 W, 8 W, 4 W, 2 W, 1 W (bypass 8 ohm direct connection)

General

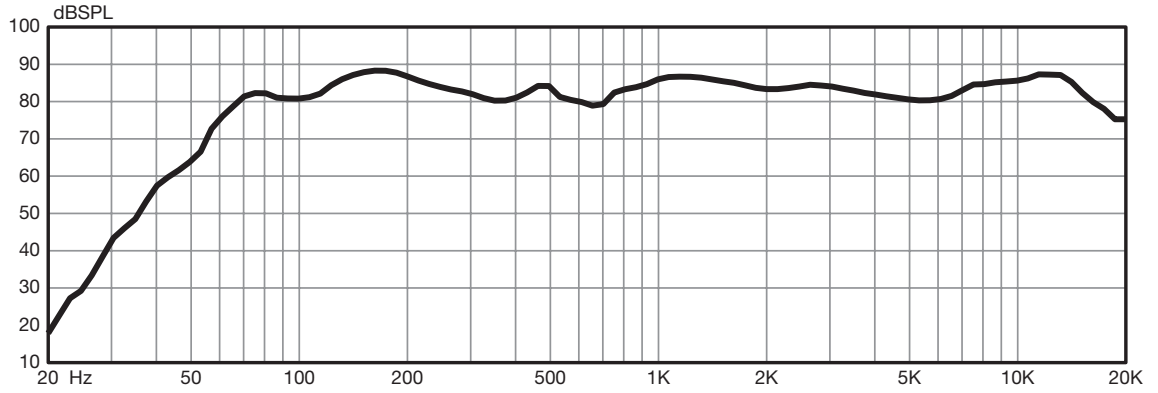
Package	2 speakers (1 pair) with 2' (61 cm) cross bars
Temperature/humidity	Storage: -40 to +158 °F (-40 to +70 °C) / 10% to 90%, noncondensing Operating: +32 to +122 °F (0 to +50 °C) / 10% to 90%, noncondensing
Mounting	Drops into 2' x 2' (61 cm x 61 cm) or 2' x 4' (61 cm x 122 cm) suspended tile ceilings
Enclosure type	Composite, rectangular, with metal grille
Enclosure outer dimensions	3.25" H x 11.75" W x 23.75" L (8.3 cm H x 29.9 cm W x 60.3 cm L)
Product weight	Single: 5.1 lbs (2.3 kg)
Shipping weight	Pair: 15 lbs (6.8 kg) with mounting kit
Vibration	ISTA 1A in carton (International Safe Transit Association)
Regulatory compliance	
Safety	CE, NFPA90A, NFPA70; UL Listed for use in plenum airspaces: meets UL 2043 for heat and smoke release, meets UL 1480 for commercial and professional audio systems
Environmental	Complies with the appropriate requirements of RoHS, WEEE.
Warranty	5 years parts and labor

NOTE: All nominal levels are at ±10%.

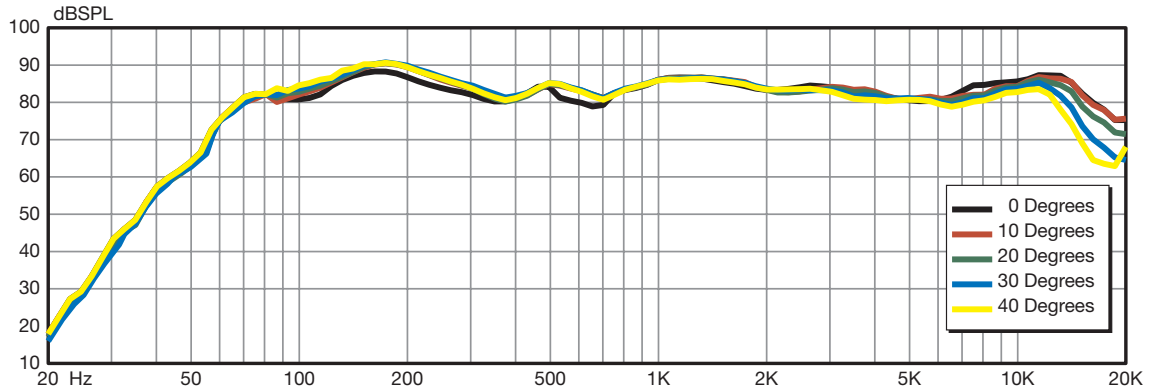
NOTE: Specifications are subject to change without notice.

FF 120 RESPONSE GRAPHS – FREQUENCY AND IMPEDANCE

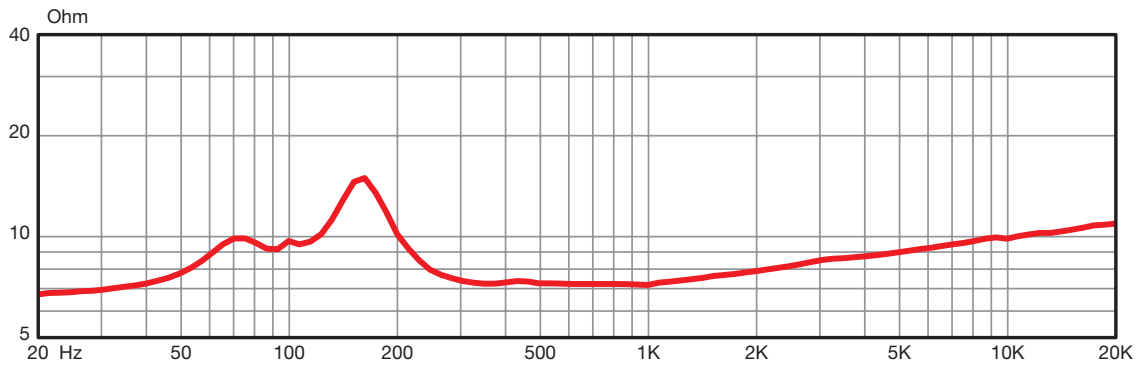
SPL vs. FREQUENCY – 1 WATT @ 1 METER RESPONSE, HALF SPACE (2π)



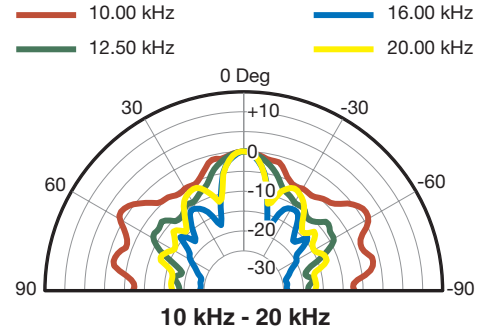
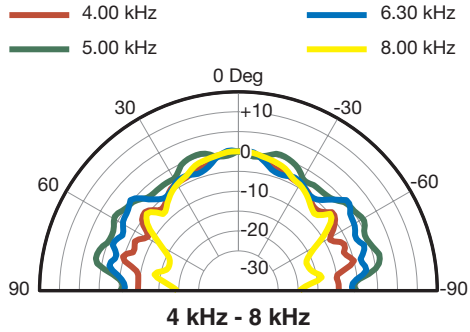
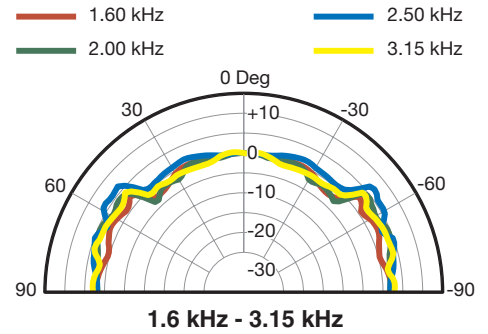
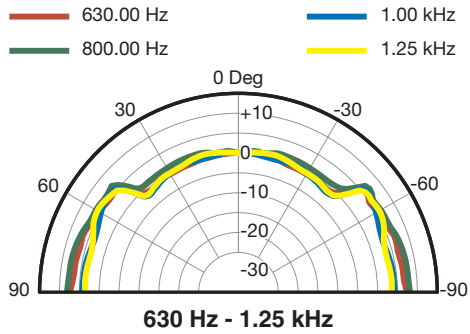
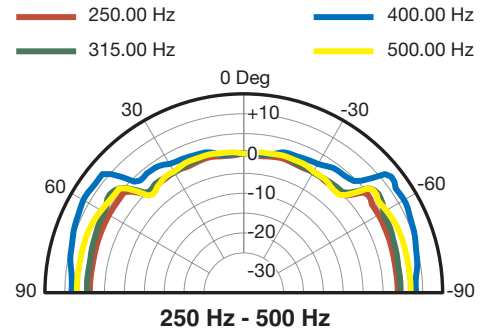
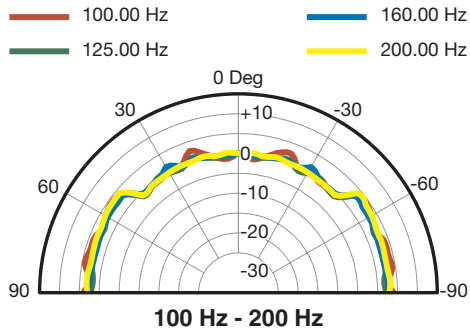
SPL vs. FREQUENCY – HORIZONTAL OFF-AXIS RESPONSE, HALF SPACE (2π)



IMPEDANCE vs. FREQUENCY



FF 120T POLAR GRAPHS – 1/3 OCTAVE, HORIZONTAL



8.1-030915-D11