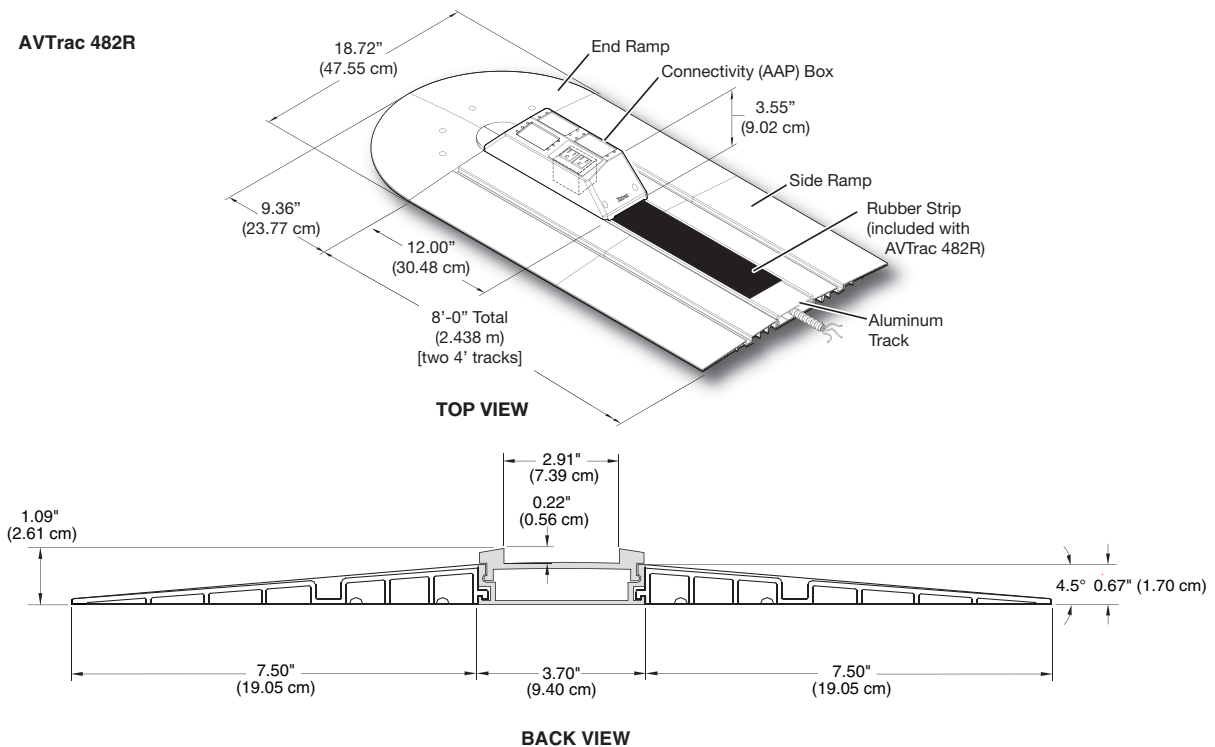


Specifications — AVTrac® 482C, AVTrac 482R

General

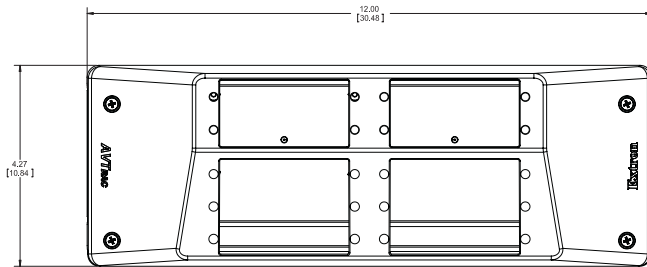
- Power 125 VAC, 50-60 Hz, 20 A (max.)
- Mounting options
 - Track system (track and ramps)
 - Mountable onto base flooring, beneath finished carpeting
 - Connectivity box Mountable through the metal track, onto base flooring
 - Optional AAP plates/devices
 - Mountable in the two double-space and two triple-space Architectural Adapter Plate (AAP) openings in the connectivity box
- Enclosure type Track base and top: metal
Connectivity box: plastic cover, metal base
Ramps: plastic
- Enclosure dimensions: see diagrams below
 - Track system
 - End ramps 0.67" (1.7 cm) H x 9.36" (23.8 cm) radius, approximately 4.5° slope
 - Side ramps 0.67" (1.7 cm) H x 7.50" (19.0 cm) W on either side of track x [two 48.0" (121.9 cm) sections, total 96.0" (243.8 cm)] L, approximately 4.5° slope
 - Track base and top 1.03" H x 3.70" W x (two 48.0" sections, total: 96.0") L
(2.6 cm H x 9.4 cm W x [two 121.9 cm sections, total: 243.8 cm] L)

AVTrac 482R

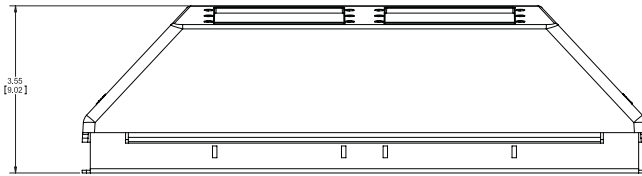
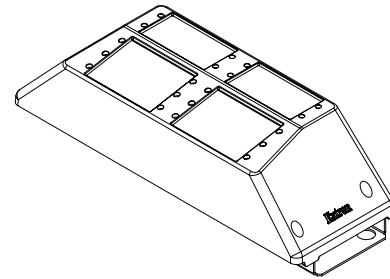


Specifications — AVTrac® 482C, AVTrac 482R, cont'd

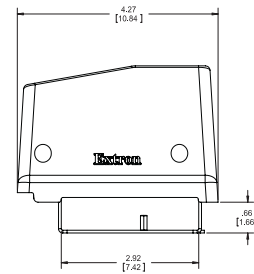
Connectivity box 3.55" H x 4.27" W x 12.0" L
 (9.0 cm H x 10.8 cm W x 30.5 cm L)



TOP VIEW



SIDE VIEW



END VIEW

Product weight

- Parts in package 1 of 3 14.9 lbs (6.7 kg)
- Parts in package 2 of 3 8.9 lbs (4.0 kg)
- Parts in package 3 of 3 8.9 lbs (4.0 kg)

Shipping weight

- Parts in package 1 of 3 20 lbs (10 kg)
- Parts in package 2 of 3 11 lbs (5 kg)
- Parts in package 3 of 3 11 lbs (5 kg)

Vibration ISTA 1A in carton (International Safe Transit Association)

Regulatory compliance

- Safety c-UL, UL
- Accessibility Title III, Regulation 28 CFR Part 36: ADA Standards for Accessible Design; Section 4.8: Ramps

Warranty 3 years parts and labor

NOTE Specifications are subject to change without notice.

7.6-100809-D1